

Scaled data based on original data using
LM-79-2019 Approved Method: Electrical and Photometric Measurements of Solid-
State Lighting Products

Test Report Prepared for
Cooper Lighting Solutions
(formerly Eaton)

Brand: STREETWORKS

Report Number: P623144

Luminaire Tested: **IFLD-S-SA3C-760-U-33**

Issue Date: 10/13/2022

Test Information

Test Method: LM-79-2019
Report Number: P623144
Test Lab: INNOVATION CENTER(G2)
Issue Date: 10/13/2022
Manufacturer: COOPER LIGHTING SOLUTIONS (FORMERLY EATON)
Product Line: STREETWORKS
Catalog Number: IFLD-S-SA3C-760-U-33
Description: Infrastructure Flood – Middle Tier Light Square Luminaire w/ Nema 3 distribution lens
Light Source: (48) 5700K CCT, 70 CRI LEDS
Ballast/Driver: ELECTRONIC DRIVER

Summary

Lumens per Lamp:	N/A	NEMA Type:	3H x 3V
Luminaire Lumens:	22544.9 lumens	Max Intensity:	209783.9 candela
Efficiency:	N/A	Max Intensity Angle:	0°H x 0°V
Efficacy:	140.2 lumens/watt		
Luminous Opening:	Rectangular (W 1.5' x L: 0.5' x H: 0')		

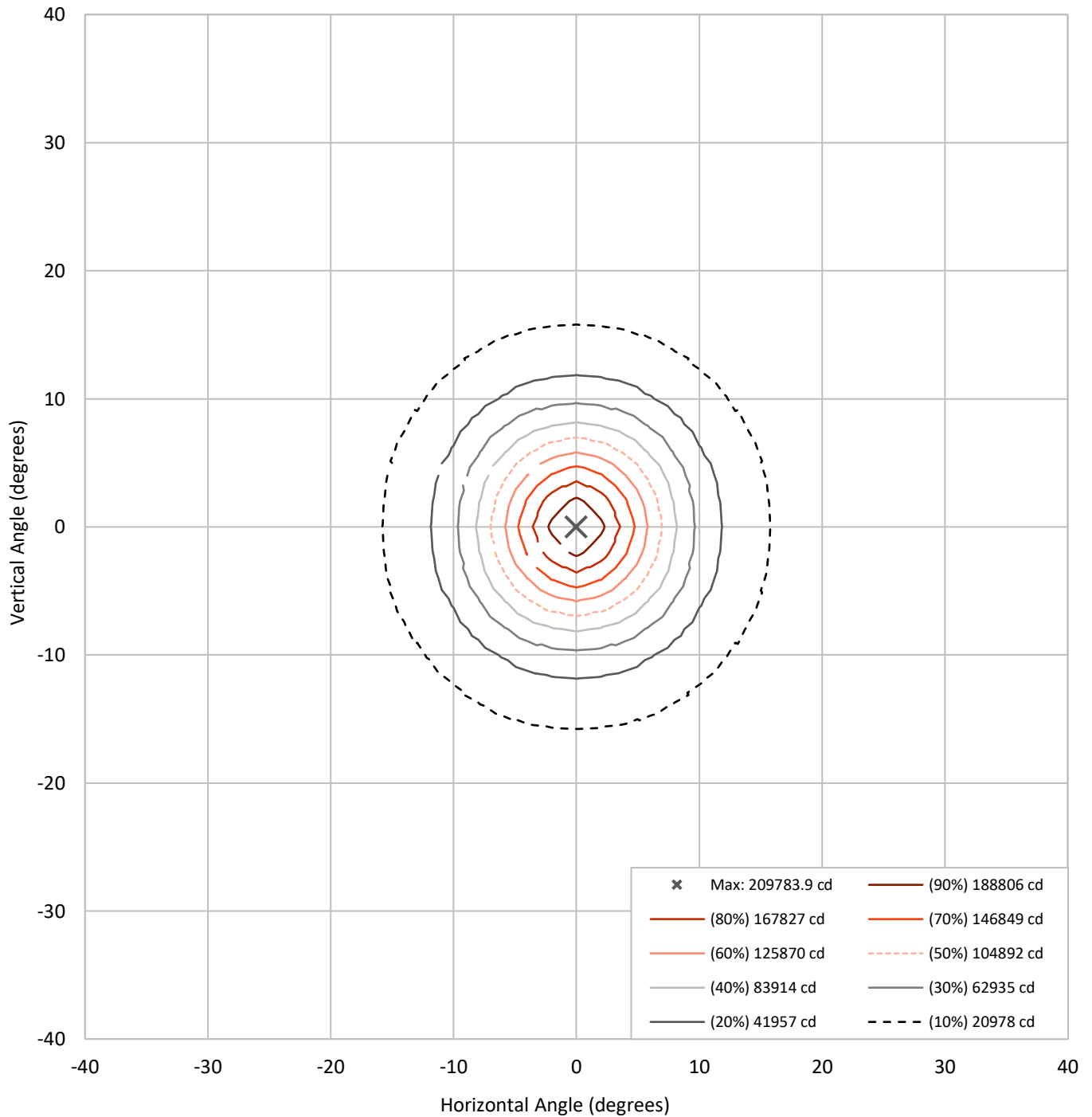
Beam Angle (50%):	13.8°H x 13.8°V	Field Angle (10%):	31.4°H x 31.4°V
Beam Lumens:	4929.9 lumens	Field Lumens:	11479 lumens
Beam Efficiency:	21.9%	Field Efficiency:	50.9%

Input Watts (W): 160.8
Input Voltage (V): 120
Input Current (Ain): NR
Voltage Rise (V): NR
Power Factor: NR
Total Harmonic Distortion (THDi): NR
Frequency (hertz): 60
Stabilization Time: NR
Operation Time: NR
Ambient Temperature (°C): NR
Test Distance: 25 FT



REPORT NUMBER: P623144
CATALOG NUMBER: IFLD-S-SA3C-760-U-33

Iso-Candela Plot





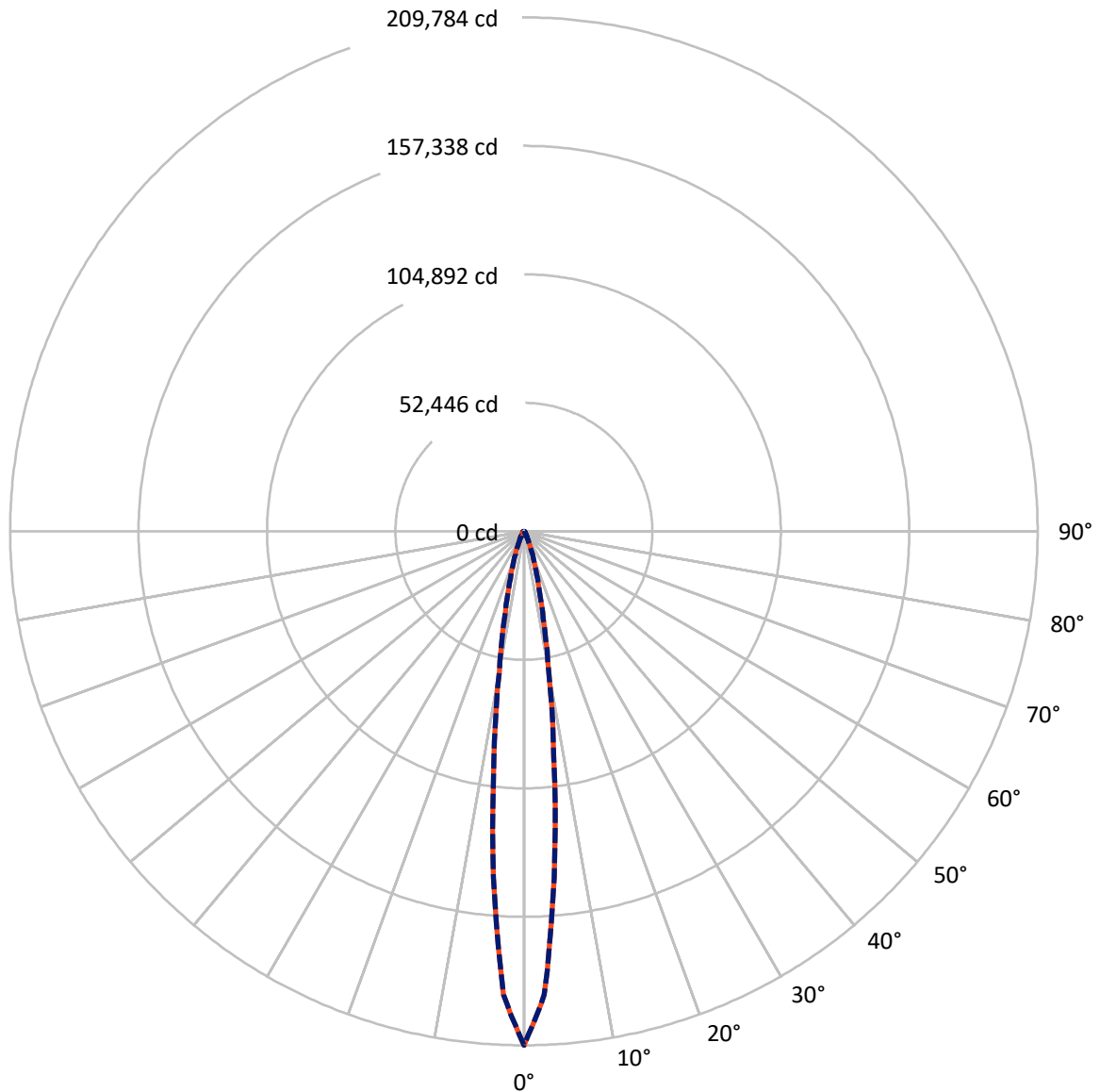
REPORT NUMBER: P623144
 CATALOG NUMBER: IFLD-S-SA3C-760-U-33

Lumen Table

90	0.4	2.9		7.7		12.6		14.6		12.6		7.7		2.9		0.4
80	0.4	2.9		7.7		12.6		14.6		12.6		7.7		2.9		0.4
70	1.3	1.5	3.1	5.2	7.4	9.3	10.7	11.5	11.5	10.7	9.3	7.4	5.2	3.1	1.5	1.3
60		2.3	4.8	7.8	10.8	13.4	15.4	16.5	16.5	15.4	13.4	10.8	7.8	4.8	2.3	
50	2.4	3.1	6.4	10.0	13.9	17.8	21.5	23.9	23.9	21.5	17.8	13.9	10.0	6.4	3.1	2.4
40		3.8	7.6	12.0	17.5	25.1	34.3	42.2	42.2	34.3	25.1	17.5	12.0	7.6	3.8	
30	3.2	4.4	8.5	13.9	22.8	40.2	82.0	140.3	140.3	82.0	40.2	22.8	13.9	8.5	4.4	3.2
20		4.8	9.2	15.8	29.3	77.3	278.0	690.3	690.3	278.0	77.3	29.3	15.8	9.2	4.8	
10	3.6	4.9	9.6	17.0	34.9	128.8	672.6	2953.2	2953.2	672.6	128.8	34.9	17.0	9.6	4.9	3.6
0		4.9	9.6	17.0	34.9	128.8	672.6	2953.2	2953.2	672.6	128.8	34.9	17.0	9.6	4.9	
-10	3.2	4.8	9.2	15.8	29.3	77.3	278.0	690.3	690.3	278.0	77.3	29.3	15.8	9.2	4.8	3.2
-20		4.4	8.5	13.9	22.8	40.2	82.0	140.3	140.3	82.0	40.2	22.8	13.9	8.5	4.4	
-30	2.4	3.8	7.6	12.0	17.5	25.1	34.3	42.2	42.2	34.3	25.1	17.5	12.0	7.6	3.8	2.4
-40		3.1	6.4	10.0	13.9	17.8	21.5	23.9	23.9	21.5	17.8	13.9	10.0	6.4	3.1	
-50	1.3	2.3	4.8	7.8	10.8	13.4	15.4	16.5	16.5	15.4	13.4	10.8	7.8	4.8	2.3	1.3
-60		1.5	3.1	5.2	7.4	9.3	10.7	11.5	11.5	10.7	9.3	7.4	5.2	3.1	1.5	
-70	0.4	2.9		7.7		12.6		14.6		12.6		7.7		2.9		0.4
-80		2.9		7.7		12.6		14.6		12.6		7.7		2.9		
-90	0.4	2.9		7.7		12.6		14.6		12.6		7.7		2.9		0.4

REPORT NUMBER: P623144
CATALOG NUMBER: IFLD-S-SA3C-760-U-33

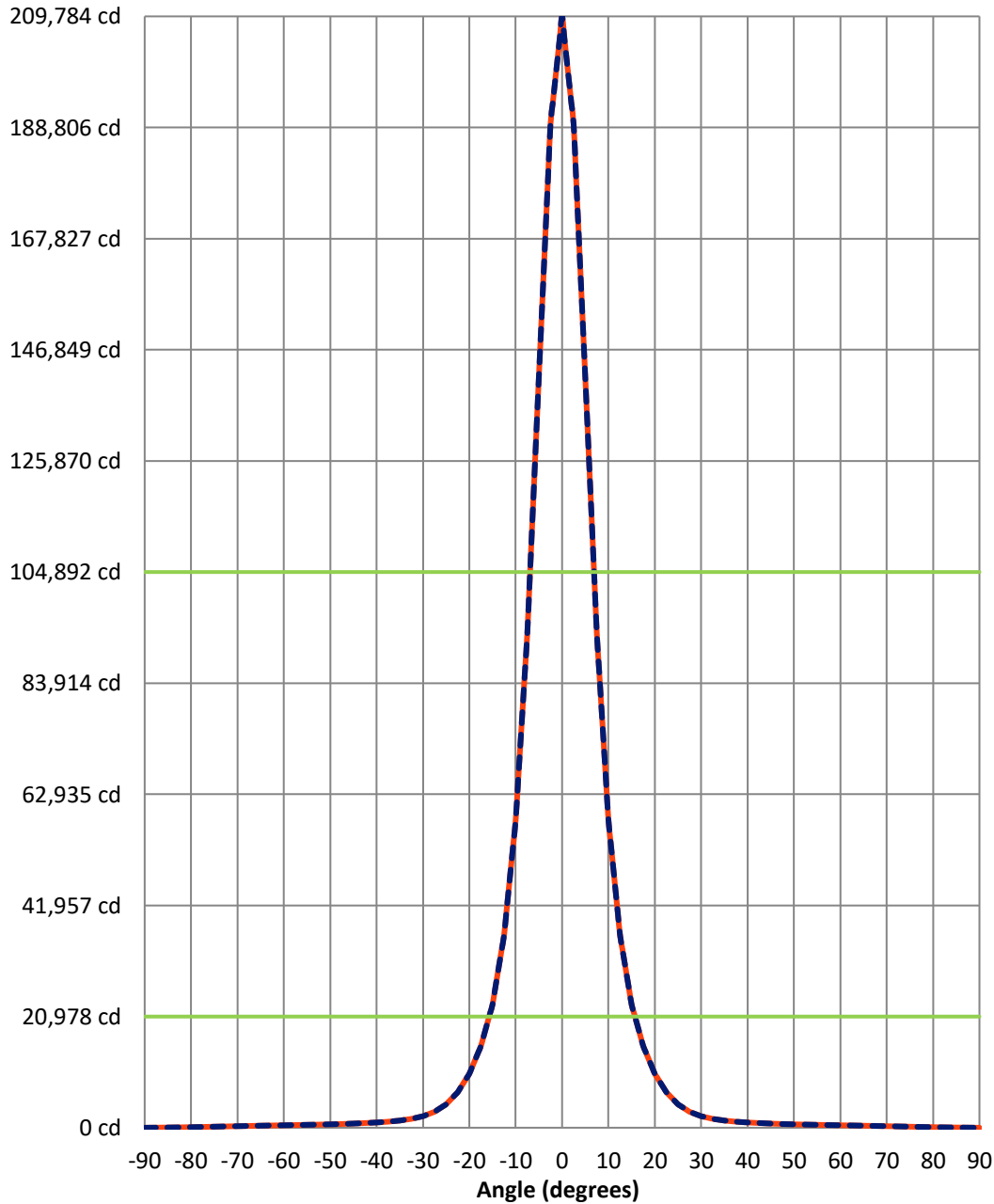
Luminous Intensity Polar Plot



— Vertical Distribution Through 0-Deg - - - Horizontal Distribution Through 0-Deg

REPORT NUMBER: P623144
 CATALOG NUMBER: IFLD-S-SA3C-760-U-33

Luminous Intensity Plot



Beam:
 H Angle: 13.8°
 V Angle: 13.8°
 Lumens: 4929.9
 Efficiency: 21.9%

Field:
 H Angle: 31.4°
 V Angle: 31.4°
 Lumens: 11479
 Efficiency: 50.9%

Spill:
 Lumens: 11065.9
 Efficiency: 49.1%

— Vertical Distribution through 0-Deg
 - - - Horizontal Distribution through 0-Deg



REPORT NUMBER: P623144
 CATALOG NUMBER: IFLD-S-SA3C-760-U-33

FIELD
 BEAM

CANDELA DISTRIBUTION:

	0°	2.5°	5°	7.5°	10°	12.5°	15°	17.5°	20°	22.5°	25°
90°	0.0	0.0	0.0	0.0	0.0	0.0	0.0	0.0	0.0	0.0	0.0
87.5°	18.8	18.8	18.8	18.8	18.8	18.8	18.8	18.8	18.8	16.4	16.4
85°	42.2	42.2	42.2	42.2	42.2	42.2	39.9	39.9	39.9	37.5	37.5
82.5°	70.4	70.4	70.4	70.4	68.0	68.0	68.0	65.7	65.7	63.3	63.3
80°	107.9	107.9	107.9	107.9	105.5	103.2	103.2	100.9	98.5	96.2	93.8
77.5°	147.8	147.8	147.8	145.4	145.4	143.1	140.7	138.4	136.0	131.3	129.0
75°	194.7	194.7	194.7	192.3	190.0	187.6	185.3	180.6	178.3	173.6	168.9
72.5°	243.9	243.9	243.9	241.6	239.2	234.5	232.2	227.5	222.8	215.8	211.1
70°	290.8	290.8	290.8	288.5	283.8	281.5	276.8	272.1	267.4	260.3	253.3
67.5°	337.7	337.7	337.7	333.0	330.7	328.4	323.7	316.6	311.9	304.9	295.5
65°	382.3	382.3	380.0	377.6	375.3	370.6	365.9	361.2	354.2	347.1	337.7
62.5°	426.9	426.9	424.5	422.2	419.8	415.1	408.1	403.4	394.0	387.0	377.6
60°	464.4	464.4	462.0	459.7	457.4	452.7	448.0	440.9	433.9	426.9	417.5
57.5°	504.3	504.3	501.9	499.6	494.9	490.2	485.5	478.5	469.1	459.7	452.7
55°	548.8	548.8	546.5	541.8	537.1	532.4	525.4	516.0	506.6	497.2	485.5
52.5°	591.0	591.0	588.7	584.0	579.3	574.6	565.2	558.2	546.5	534.8	520.7
50°	642.6	642.6	638.0	633.3	628.6	619.2	609.8	598.1	586.4	572.3	560.6
47.5°	701.3	701.3	696.6	691.9	682.5	673.1	659.1	645.0	630.9	614.5	595.7
45°	783.4	783.4	776.3	767.0	755.2	738.8	720.0	701.3	680.2	661.4	640.3
42.5°	884.2	884.2	874.8	863.1	846.7	825.6	799.8	774.0	745.8	715.4	687.2
40°	989.8	989.8	978.0	966.3	947.6	921.8	893.6	860.8	825.6	785.7	750.5
37.5°	1135.2	1135.2	1118.8	1097.7	1069.5	1034.3	992.1	954.6	914.7	870.2	823.2
35°	1351.0	1351.0	1325.2	1290.0	1245.4	1186.8	1123.5	1069.5	1008.5	954.6	903.0
32.5°	1669.9	1669.9	1625.4	1573.8	1498.7	1404.9	1313.4	1226.7	1135.2	1057.8	982.7
30°	2171.9	2171.9	2096.8	2003.0	1876.3	1714.5	1578.5	1437.7	1304.1	1191.5	1088.3
27.5°	3006.8	2971.7	2868.5	2697.2	2462.7	2171.9	1963.1	1726.2	1538.6	1355.7	1222.0
25°	4414.1	4348.4	4153.7	3832.4	3398.5	2917.7	2537.7	2134.3	1848.2	1587.9	1379.1
22.5°	6700.9	6581.3	6224.8	5643.1	4857.4	4088.1	3386.8	2765.3	2254.0	1890.4	1587.9
20°	10181.5	9972.7	9358.2	8363.8	7022.2	5833.1	4583.0	3661.2	2842.7	2254.0	1848.2
17.5°	15411.8	15050.6	13992.8	12287.7	10181.5	8244.2	6339.7	4822.2	3661.2	2765.3	2134.3
15°	23236.1	22602.8	20754.6	17815.8	14440.8	11368.3	8664.0	6339.7	4583.0	3386.8	2537.7
12.5°	36372.8	35092.2	31391.1	25619.0	20238.6	15189.0	11368.3	8244.2	5833.1	4088.1	2917.7
10°	58077.3	55431.7	47928.7	36572.2	27934.0	20238.6	14440.8	10181.5	7022.2	4857.4	3398.5
7.5°	93258.7	87580.4	72065.4	52943.2	36572.2	25619.0	17815.8	12287.7	8363.8	5643.1	3832.4
5°	141783.1	130356.2	101671.7	72065.4	47928.7	31391.1	20754.6	13992.8	9358.2	6224.8	4153.7
2.5°	189357.7	169663.2	130356.2	87580.4	55431.7	35092.2	22602.8	15050.6	9972.7	6581.3	4348.4
0°	209783.9	189357.7	141783.1	93258.7	58077.3	36372.8	23236.1	15411.8	10181.5	6700.9	4414.1



REPORT NUMBER: P623144
 CATALOG NUMBER: IFLD-S-SA3C-760-U-33

CANDELA DISTRIBUTION (continued):

	27.5°	30°	32.5°	35°	37.5°	40°	42.5°	45°	47.5°	50°	52.5°
90°	0.0	0.0	0.0	0.0	0.0	0.0	0.0	0.0	0.0	0.0	0.0
87.5°	16.4	16.4	16.4	16.4	14.1	14.1	14.1	14.1	11.7	11.7	11.7
85°	37.5	35.2	35.2	32.8	32.8	30.5	30.5	28.1	28.1	25.8	23.5
82.5°	61.0	58.6	56.3	53.9	53.9	51.6	49.3	44.6	42.2	39.9	37.5
80°	91.5	86.8	84.4	79.7	77.4	72.7	68.0	65.7	61.0	58.6	53.9
77.5°	124.3	119.6	117.3	110.2	105.5	100.9	96.2	89.1	84.4	77.4	70.4
75°	161.8	157.1	150.1	143.1	138.4	131.3	124.3	117.3	107.9	100.9	93.8
72.5°	204.1	197.0	190.0	180.6	171.2	164.2	152.5	143.1	136.0	126.7	117.3
70°	246.3	239.2	229.9	220.5	208.7	199.4	187.6	175.9	164.2	152.5	140.7
67.5°	288.5	279.1	269.7	258.0	246.3	234.5	222.8	208.7	194.7	180.6	166.5
65°	328.4	319.0	307.3	295.5	283.8	269.7	255.7	241.6	225.2	208.7	194.7
62.5°	368.2	356.5	344.8	333.0	319.0	304.9	290.8	272.1	255.7	239.2	220.5
60°	405.8	394.0	382.3	368.2	354.2	337.7	321.3	304.9	286.1	267.4	248.6
57.5°	440.9	429.2	417.5	401.1	387.0	370.6	351.8	335.4	314.3	295.5	274.4
55°	473.8	462.0	448.0	433.9	419.8	401.1	382.3	363.5	342.4	321.3	297.9
52.5°	506.6	492.5	478.5	464.4	448.0	431.6	412.8	391.7	370.6	347.1	323.7
50°	544.1	527.7	509.0	492.5	473.8	457.4	438.6	417.5	396.4	370.6	347.1
47.5°	579.3	562.9	544.1	523.0	504.3	483.2	462.0	443.3	419.8	396.4	370.6
45°	619.2	595.7	577.0	555.9	532.4	509.0	487.8	464.4	443.3	417.5	391.7
42.5°	661.4	635.6	609.8	584.0	562.9	537.1	511.3	487.8	462.0	438.6	412.8
40°	710.7	680.2	647.3	619.2	591.0	565.2	537.1	509.0	483.2	457.4	431.6
37.5°	774.0	731.8	689.6	654.4	621.5	591.0	562.9	532.4	504.3	473.8	448.0
35°	849.0	790.4	741.2	691.9	654.4	619.2	584.0	555.9	523.0	492.5	464.4
32.5°	924.1	860.8	797.4	741.2	689.6	647.3	609.8	577.0	544.1	509.0	478.5
30°	1001.5	931.1	860.8	790.4	731.8	680.2	635.6	595.7	562.9	527.7	492.5
27.5°	1100.0	1001.5	924.1	849.0	774.0	710.7	661.4	619.2	579.3	544.1	506.6
25°	1222.0	1088.3	982.7	903.0	823.2	750.5	687.2	640.3	595.7	560.6	520.7
22.5°	1355.7	1191.5	1057.8	954.6	870.2	785.7	715.4	661.4	614.5	572.3	534.8
20°	1538.6	1304.1	1135.2	1008.5	914.7	825.6	745.8	680.2	630.9	586.4	546.5
17.5°	1726.2	1437.7	1226.7	1069.5	954.6	860.8	774.0	701.3	645.0	598.1	558.2
15°	1963.1	1578.5	1313.4	1123.5	992.1	893.6	799.8	720.0	659.1	609.8	565.2
12.5°	2171.9	1714.5	1404.9	1186.8	1034.3	921.8	825.6	738.8	673.1	619.2	574.6
10°	2462.7	1876.3	1498.7	1245.4	1069.5	947.6	846.7	755.2	682.5	628.6	579.3
7.5°	2697.2	2003.0	1573.8	1290.0	1097.7	966.3	863.1	767.0	691.9	633.3	584.0
5°	2868.5	2096.8	1625.4	1325.2	1118.8	978.0	874.8	776.3	696.6	638.0	588.7
2.5°	2971.7	2171.9	1669.9	1351.0	1135.2	989.8	884.2	783.4	701.3	642.6	591.0
0°	3006.8	2171.9	1669.9	1351.0	1135.2	989.8	884.2	783.4	701.3	642.6	591.0



REPORT NUMBER: P623144
 CATALOG NUMBER: IFLD-S-SA3C-760-U-33

CANDELA DISTRIBUTION (continued):

	55°	57.5°	60°	62.5°	65°	67.5°	70°	72.5°	75°	77.5°	80°
90°	0.0	0.0	0.0	0.0	0.0	0.0	0.0	0.0	0.0	0.0	0.0
87.5°	11.7	9.4	9.4	9.4	7.0	7.0	7.0	4.7	4.7	4.7	2.3
85°	21.1	21.1	18.8	16.4	16.4	14.1	11.7	11.7	9.4	7.0	7.0
82.5°	35.2	32.8	30.5	28.1	25.8	21.1	18.8	16.4	14.1	11.7	9.4
80°	49.3	46.9	42.2	37.5	35.2	30.5	28.1	23.5	18.8	16.4	14.1
77.5°	65.7	61.0	56.3	51.6	44.6	39.9	35.2	30.5	25.8	21.1	16.4
75°	86.8	77.4	70.4	63.3	56.3	49.3	42.2	37.5	30.5	25.8	18.8
72.5°	107.9	98.5	86.8	77.4	68.0	61.0	51.6	44.6	37.5	30.5	23.5
70°	129.0	117.3	105.5	93.8	82.1	70.4	61.0	51.6	42.2	35.2	28.1
67.5°	150.1	138.4	124.3	110.2	98.5	84.4	70.4	61.0	49.3	39.9	30.5
65°	175.9	159.5	143.1	129.0	112.6	98.5	82.1	68.0	56.3	44.6	35.2
62.5°	201.7	182.9	164.2	145.4	129.0	110.2	93.8	77.4	63.3	51.6	37.5
60°	227.5	206.4	185.3	164.2	143.1	124.3	105.5	86.8	70.4	56.3	42.2
57.5°	253.3	229.9	206.4	182.9	159.5	138.4	117.3	98.5	77.4	61.0	46.9
55°	276.8	253.3	227.5	201.7	175.9	150.1	129.0	107.9	86.8	65.7	49.3
52.5°	297.9	274.4	248.6	220.5	194.7	166.5	140.7	117.3	93.8	70.4	53.9
50°	321.3	295.5	267.4	239.2	208.7	180.6	152.5	126.7	100.9	77.4	58.6
47.5°	342.4	314.3	286.1	255.7	225.2	194.7	164.2	136.0	107.9	84.4	61.0
45°	363.5	335.4	304.9	272.1	241.6	208.7	175.9	143.1	117.3	89.1	65.7
42.5°	382.3	351.8	321.3	290.8	255.7	222.8	187.6	152.5	124.3	96.2	68.0
40°	401.1	370.6	337.7	304.9	269.7	234.5	199.4	164.2	131.3	100.9	72.7
37.5°	419.8	387.0	354.2	319.0	283.8	246.3	208.7	171.2	138.4	105.5	77.4
35°	433.9	401.1	368.2	333.0	295.5	258.0	220.5	180.6	143.1	110.2	79.7
32.5°	448.0	417.5	382.3	344.8	307.3	269.7	229.9	190.0	150.1	117.3	84.4
30°	462.0	429.2	394.0	356.5	319.0	279.1	239.2	197.0	157.1	119.6	86.8
27.5°	473.8	440.9	405.8	368.2	328.4	288.5	246.3	204.1	161.8	124.3	91.5
25°	485.5	452.7	417.5	377.6	337.7	295.5	253.3	211.1	168.9	129.0	93.8
22.5°	497.2	459.7	426.9	387.0	347.1	304.9	260.3	215.8	173.6	131.3	96.2
20°	506.6	469.1	433.9	394.0	354.2	311.9	267.4	222.8	178.3	136.0	98.5
17.5°	516.0	478.5	440.9	403.4	361.2	316.6	272.1	227.5	180.6	138.4	100.9
15°	525.4	485.5	448.0	408.1	365.9	323.7	276.8	232.2	185.3	140.7	103.2
12.5°	532.4	490.2	452.7	415.1	370.6	328.4	281.5	234.5	187.6	143.1	103.2
10°	537.1	494.9	457.4	419.8	375.3	330.7	283.8	239.2	190.0	145.4	105.5
7.5°	541.8	499.6	459.7	422.2	377.6	333.0	288.5	241.6	192.3	145.4	107.9
5°	546.5	501.9	462.0	424.5	380.0	337.7	290.8	243.9	194.7	147.8	107.9
2.5°	548.8	504.3	464.4	426.9	382.3	337.7	290.8	243.9	194.7	147.8	107.9
0°	548.8	504.3	464.4	426.9	382.3	337.7	290.8	243.9	194.7	147.8	107.9



REPORT NUMBER: P623144
 CATALOG NUMBER: IFLD-S-SA3C-760-U-33

CANDELA DISTRIBUTION (continued):

	82.5°	85°	87.5°	90°
90°	0.0	0.0	0.0	0.0
87.5°	2.3	2.3	0.0	0.0
85°	4.7	2.3	2.3	0.0
82.5°	7.0	4.7	2.3	0.0
80°	9.4	7.0	2.3	0.0
77.5°	11.7	7.0	4.7	0.0
75°	14.1	9.4	4.7	0.0
72.5°	16.4	11.7	4.7	0.0
70°	18.8	11.7	7.0	0.0
67.5°	21.1	14.1	7.0	0.0
65°	25.8	16.4	7.0	0.0
62.5°	28.1	16.4	9.4	0.0
60°	30.5	18.8	9.4	0.0
57.5°	32.8	21.1	9.4	0.0
55°	35.2	21.1	11.7	0.0
52.5°	37.5	23.5	11.7	0.0
50°	39.9	25.8	11.7	0.0
47.5°	42.2	28.1	11.7	0.0
45°	44.6	28.1	14.1	0.0
42.5°	49.3	30.5	14.1	0.0
40°	51.6	30.5	14.1	0.0
37.5°	53.9	32.8	14.1	0.0
35°	53.9	32.8	16.4	0.0
32.5°	56.3	35.2	16.4	0.0
30°	58.6	35.2	16.4	0.0
27.5°	61.0	37.5	16.4	0.0
25°	63.3	37.5	16.4	0.0
22.5°	63.3	37.5	16.4	0.0
20°	65.7	39.9	18.8	0.0
17.5°	65.7	39.9	18.8	0.0
15°	68.0	39.9	18.8	0.0
12.5°	68.0	42.2	18.8	0.0
10°	68.0	42.2	18.8	0.0
7.5°	70.4	42.2	18.8	0.0
5°	70.4	42.2	18.8	0.0
2.5°	70.4	42.2	18.8	0.0
0°	70.4	42.2	18.8	0.0

(END OF REPORT)